

COUNTY ECONOMIES 2016

PHILLIPS COUNTY, AR

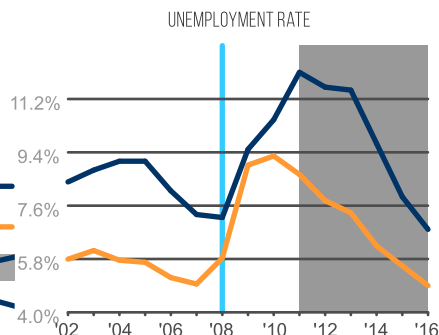
UNEMPLOYMENT RATE CHANGE

2015-2016

-1.1PPS

COUNTY PERFORMANCE 2002-2016

COUNTY ECONOMY
SMALL COUNTY ECONOMIES
RECOVERY PERIOD
PEAK YEAR



RECOVERED BY 2016

YES

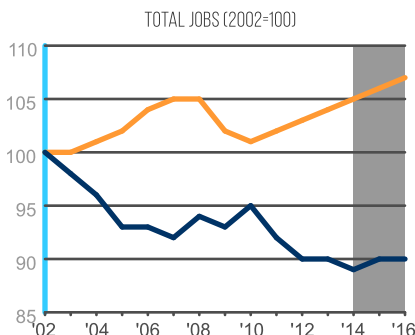
SIZING UP 2016

POPULATION, 2015	19,513
UNEMPLOYMENT RATE, 2016	6.8%
REAL GDP, 2016, IN 2009 DOLLARS	\$492.7 Million
AVERAGE REAL WAGES, 2016, IN 2009 DOLLARS	\$22.5 Thousand
Phillips County, AR has a county government.	

Phillips County is a small county in the Helena-West Helena, AR micropolitan area.

JOBS GROWTH RATE

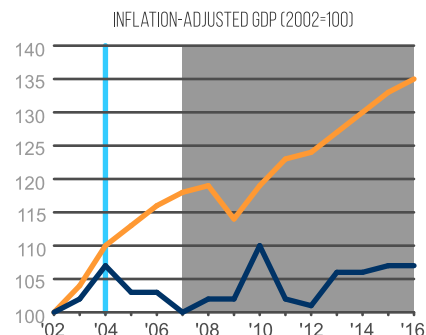
0.7%



NO

ECONOMIC OUTPUT GROWTH RATE

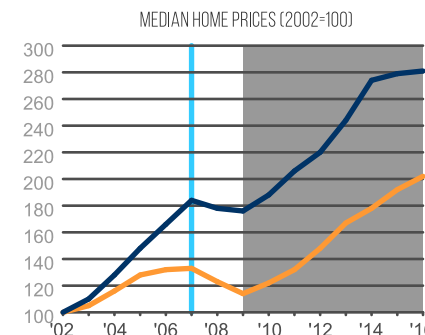
0.8%



YES

MEDIAN HOME PRICES GROWTH RATE

0.7%



YES

TOP FIVE SPECIALIZED INDUSTRIES, BY EMPLOYMENT, 2016

STATE & LOCAL GOVERNMENT - 1.5 THOUSAND JOBS - 17.1%

HEALTHCARE & SOCIAL ASSISTANCE - 1.4 THOUSAND JOBS - 15.9%

AGRICULTURE - 570 JOBS - 6.6%

EDUCATIONAL SERVICES - 550 JOBS - 6.3%

FORESTRY & FISHING - 170 JOBS - 2.0%

MEDIA CONTACT

David Jackson
Communications Director
202.942.4271 | djackson@naco.org

QUESTIONS

Dr. Emilia Istrate
Managing Director, Counties Futures Lab
research@naco.org

FINDINGS

www.naco.org/countyeconomies

#COUNTYECONOMIES

DEFINITION OF TERMS: (Data Sources: Woods & Poole Economics, Inc., 2016 Data and U.S. Census Bureau)

Economic output (gross domestic product - GDP): Total value of goods and services produced by a county economy, also known as GDP. **Jobs:** Total wage and salary jobs, whether full or part-time, temporary or permanent in a county economy. This is a measure of the number of jobs, not employed people, for all employers in a county economy, not only for the county government. **Median Home Sales Price:** Median sales prices of existing single-family homes in a county economy. **Unemployment Rate:** The proportion of the civilian labor force that is employed.

For more on the methodology and indicators, see the Key Terms document available at www.naco.org/CountyEconomies